

Project Title: **University of Florida GatorEvals – Spring 2025 Main Project****Courses Audience: 80**
Responses Received: 32
Response Ratio: 40.0%**Instructors Audience: 80**
Responses Received: 32
Response Ratio: 40.0%

Report Comments

INTRODUCTION

Teaching is a fundamental purpose of the University of Florida and the dissemination of new knowledge in our classrooms, studios, and clinics enables our students and trainees to fully explore their intellectual boundaries. Assessment and evaluation of our courses are designed to enhance instruction and maximize learning to meet the mission of the university. This report contains the results gathered through the new GatorEvals system. Students were invited to share their feedback on the teaching and course material. We invite every faculty member to examine the analysis in the report and utilize the resources provided in the report. Thank you for your continued great work!

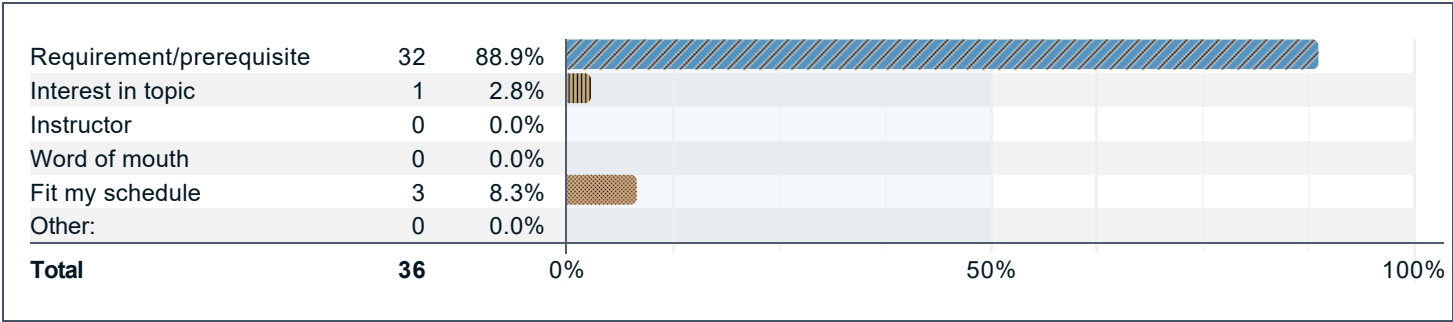
Chris Hass, Ph.D.
Associate Provost for Academic and Faculty Affairs

Resources to help you with this report:

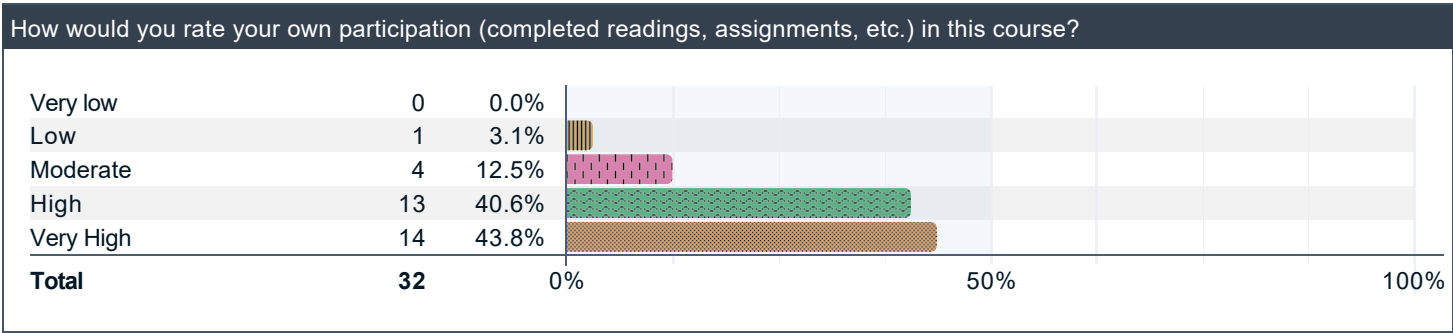
1. Consult our [GatorEvals Guide](#) for interpreting and using teaching survey results.
2. [Register for Elevate](#), a new Center for Teaching Excellence (CTE) initiative to help you create a customized trajectory for professional development, focusing on growth in areas you have identified through self-reflection.
3. GatorEvals offers the ability to [opt-in to a midterm](#) evaluation. This formative feedback offers you a chance to address student insights and adjust the course before the term concludes. Reports are only available to you and are not considered part of the T&P process.
4. Register and attend a [CTE workshop](#).
5. Schedule a [consultation](#) with a CTE staff member or your internal unit to help you interpret your results and develop a course of action.
6. Visit the [CTE Resource Library](#) for additional support.

Student Self-Evaluation Questions

Why did you take this course?



How would you rate your own participation (completed readings, assignments, etc.) in this course?



Comparative Evaluation Results

How would you rate your own participation (completed readings, assignments, etc.) in this course?

Response Count	Response Rate	Mean	IM	DPT Mean	DPT IM	College Mean	College IM
32	40.0%	4.25	4.35	4.13	4.22	4.12	4.19

University Core Instructor Evaluation Questions

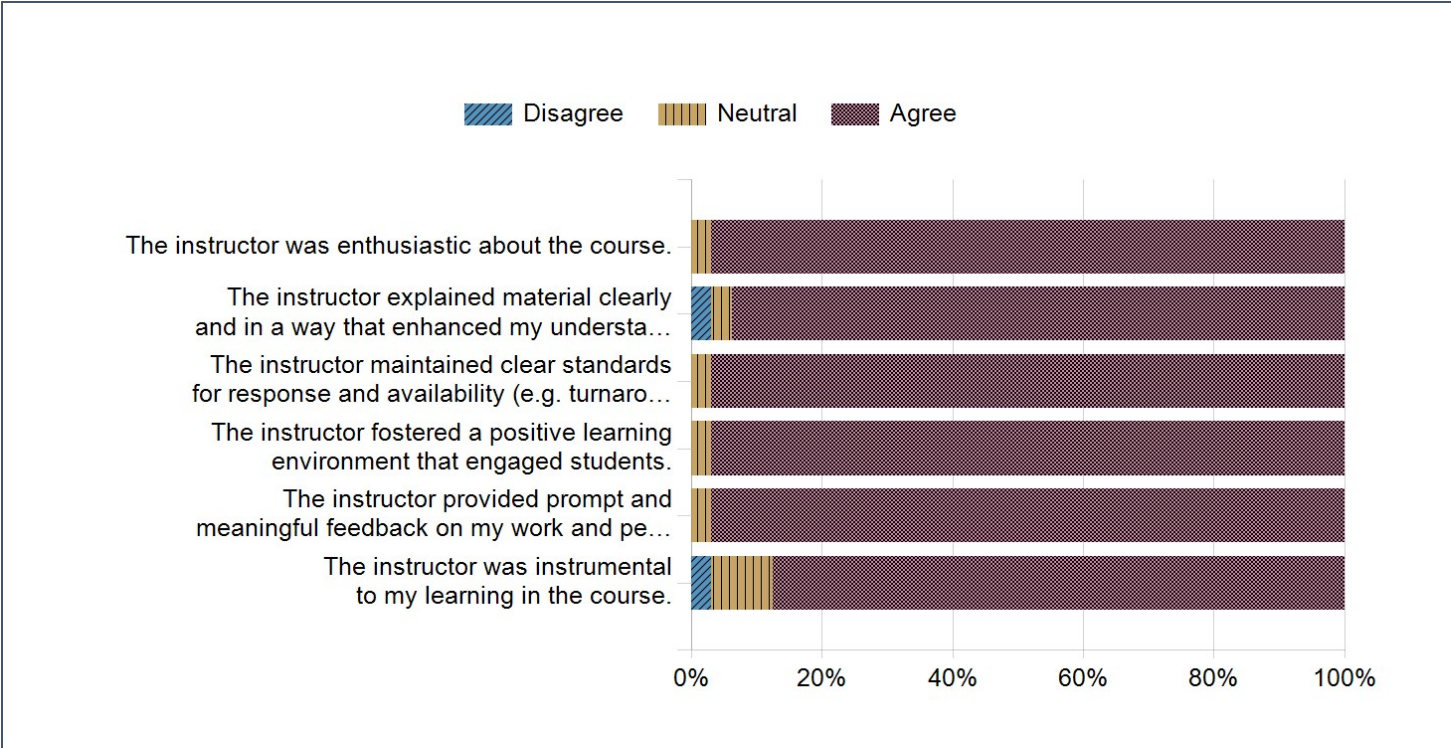
	Response Rate	Mean	IM	DPT Mean	DPT IM	College Mean	College IM
The instructor was enthusiastic about the course.	40.0%	4.69	4.80	4.50	4.71	4.55	4.77
The instructor explained material clearly and in a way that enhanced my understanding.	40.0%	4.66	4.83	4.09	4.47	4.31	4.64
The instructor maintained clear standards for response and availability (e.g. turnaround time for email, office hours, etc.)	40.0%	4.78	4.88	4.33	4.58	4.48	4.72
The instructor fostered a positive learning environment that engaged students.	40.0%	4.72	4.83	4.32	4.59	4.43	4.71
The instructor provided prompt and meaningful feedback on my work and performance in the course.	40.0%	4.63	4.74	4.09	4.43	4.25	4.61
The instructor was instrumental to my learning in the course.	40.0%	4.59	4.83	3.99	4.38	4.20	4.61
Overall	40.0%	4.68	-	4.22	-	4.37	-

	Response Rate	Mean	IM	DPT Mean	DPT IM	College Mean	College IM
Course content (e.g., readings, activities, assignments) was relevant & useful.	40.0%	4.47	4.50	4.03	4.15	4.25	4.36
The course fostered regular interaction between student and instructor.	40.0%	4.41	4.61	3.81	3.95	4.02	4.24
Course activities and assignments improved my ability to analyze, solve problems, and/or think critically.	40.0%	4.50	4.61	4.06	4.20	4.20	4.35
Overall, this course was a valuable educational experience.	40.0%	4.44	4.44	3.98	4.14	4.24	4.41
Overall	40.0%	4.45	-	3.97	-	4.18	-

Aggregate Evaluation Results

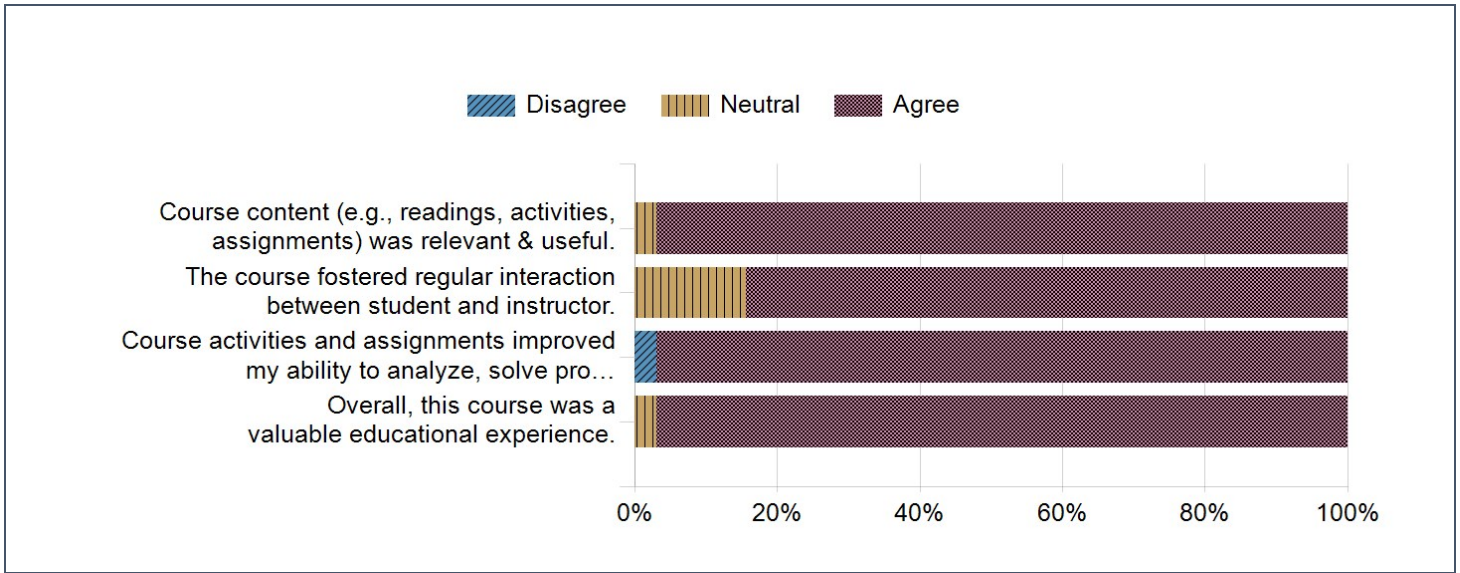
University Core Instructor Evaluation Questions - Aggregate Chart

Note that in the following aggregate chart "Strongly Agree" and "Agree" have been grouped together as "Agree" while "Strongly Disagree" and "Disagree" have been grouped together as "Disagree".



University Core Course Evaluation Questions - Aggregate Chart

Note that in the following aggregate chart "Strongly Agree" and "Agree" have been grouped together as "Agree" while "Strongly Disagree" and "Disagree" have been grouped together as "Disagree"



Percentages Evaluation Results

University Core Instructor Evaluation Questions

	%(1)	%(2)	%(3)	%(4)	%(5)	Count	Mean	Median	SD
The instructor was enthusiastic about the course.	0.0%	0.0%	3.1%	25.0%	71.9%	32	4.69	5.00	0.54
The instructor explained material clearly and in a way that enhanced my understanding.	0.0%	3.1%	3.1%	18.8%	75.0%	32	4.66	5.00	0.70
The instructor maintained clear standards for response and availability (e.g. turnaround time for email, office hours, etc.)	0.0%	0.0%	3.1%	15.6%	81.3%	32	4.78	5.00	0.49
The instructor fostered a positive learning environment that engaged students.	0.0%	0.0%	3.1%	21.9%	75.0%	32	4.72	5.00	0.52
The instructor provided prompt and meaningful feedback on my work and performance in the course.	0.0%	0.0%	3.1%	31.3%	65.6%	32	4.63	5.00	0.55
The instructor was instrumental to my learning in the course.	0.0%	3.1%	9.4%	12.5%	75.0%	32	4.59	5.00	0.80

University Core Course Evaluation Questions

	%(1)	%(2)	%(3)	%(4)	%(5)	Count	Mean	Median	SD
Course content (e.g., readings, activities, assignments) was relevant & useful.	0.0%	0.0%	3.1%	46.9%	50.0%	32	4.47	4.50	0.57
The course fostered regular interaction between student and instructor.	0.0%	0.0%	15.6%	28.1%	56.3%	32	4.41	5.00	0.76
Course activities and assignments improved my ability to analyze, solve problems, and/or think critically.	0.0%	3.1%	0.0%	40.6%	56.3%	32	4.50	5.00	0.67
Overall, this course was a valuable educational experience.	0.0%	0.0%	3.1%	50.0%	46.9%	32	4.44	4.00	0.56

For additional information and resources in each of these question areas, please visit the GatorEvals Website at <https://gatorevals.ua.ufl.edu/resources--policies/question-set/>

Please identify the instructor's strengths that contributed to your learning in the course.

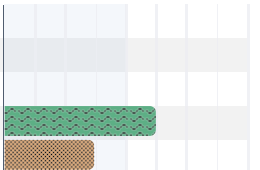
[illegible]

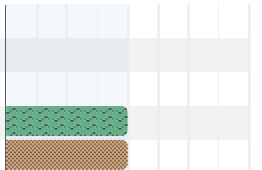
[illegible][illegible]


Please identify the topics and/or skills you learned in the course that you believe will have the highest application for future courses or professional growth.


[illegible]

Individual Instructor Aggregated Report for ABC4000: Test Faculty
Supplemental Questions (Online)

1. The online environment of this course contributed to my ability to learn the material.				
Strongly Disagree	0	0.0%		
Disagree	0	0.0%		
Neutral	0	0.0%		
Agree	5	62.5%		
Strongly Agree	3	37.5%		
Total	8	0%	50%	100%
Statistics		Value		
Mean		4.38		
Standard Deviation		0.52		

2. Student learning objectives were connected to course activities and assignments.				
Strongly Disagree	0	0.0%		
Disagree	0	0.0%		
Neutral	0	0.0%		
Agree	4	50.0%		
Strongly Agree	4	50.0%		
Total	8	0%	50%	100%
Statistics		Value		
Mean		4.50		
Standard Deviation		0.53		

3. Course content is presented and structured in a logical, consistent, and organized manner.				
Strongly Disagree	0	0.0%		
Disagree	0	0.0%		
Neutral	0	0.0%		
Agree	4	50.0%		
Strongly Agree	4	50.0%		
Total	8	0%	50%	100%
Statistics		Value		
Mean		4.50		
Standard Deviation		0.53		

4. There were a variety of assignments appropriate for an online course.				
Strongly Disagree	0	0.0%		
Disagree	1	12.5%		
Neutral	0	0.0%		
Agree	1	12.5%		
Strongly Agree	6	75.0%		
Total	8	0%	50%	100%
Statistics		Value		
Mean		4.50		
Standard Deviation		1.07		